



The Puerto Rico Chamber of Commerce  
and El Nuevo Día present the...

A stylized blue logo resembling a lowercase 'i' with a red dot, positioned to the left of the main text.

# PUERTO RICO Health & Insurance CONFERENCE 2018



**DEVELOPMENT BY STORM: HOW TO TURN POST-MARÍA RECOVERY  
AS THE OPPORTUNITY TO FIX HEALTHCARE IN PUERTO RICO**

**Post Maria - Updates on Cost of Living and Migration**

**Dr. Mario Marazzi-Santiago**

**Executive Director, Puerto Rico Institute of Statistics (PRIS)**

## Outline:

- 1) Update on Cost of Living
- 2) Update on Migration
- 3) Update on Labor Market

## Cost of Living Index in San Juan-Carolina-Caguas, PR MSA

(Average of the composite indexes in the United States in 2017Q3 = 100.0)

<b>Composite Index</b>	<b>106.7</b>	<b>55/297</b>
Supermarket items	118.5	13/297
Housing	89.8	129/297
Utilities	163.5	4/297
Transportation	98.9	132/297
Health	63.4	297/297
Miscellaneous	106.2	60/297





Source: Council for Community and Economic Research, Cost-of-Living Index (COLI).

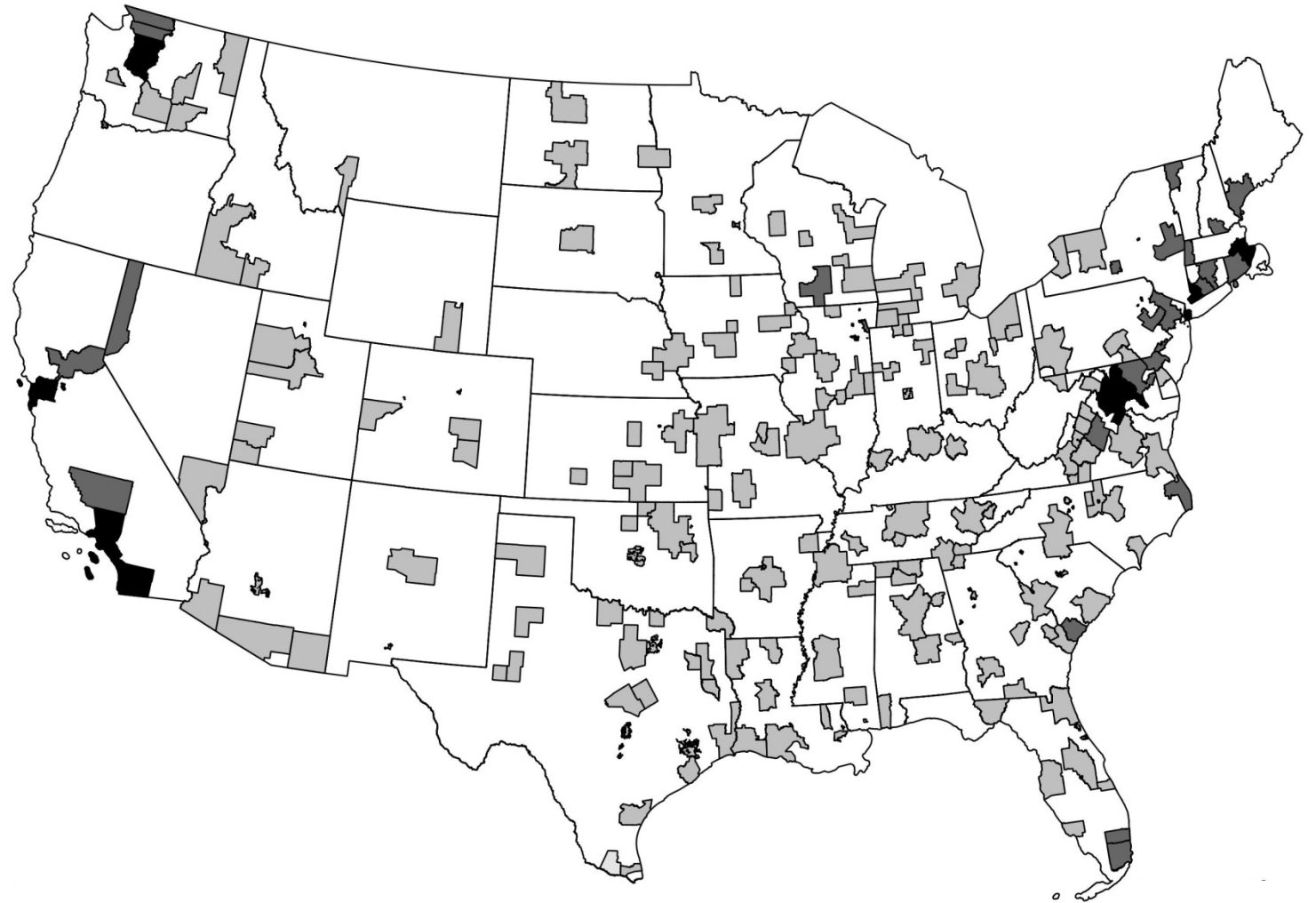
## Cost of Living Index in San Juan-Carolina-Caguas, PR MSA

(Average of the composite indexes in the United States in 2017Q3 = 100.0)

Composite Index	<div>           Optometrist visit            Doctor visit (AMA 99213)            Dentist visit (AMA 01110)            Advil            Lantus Solostar Insulin 1         </div>	
Supermarket items		
Housing		
Utilities		
Transportation		
Health	63.4	297/297
Miscellaneous	106.2	60/297

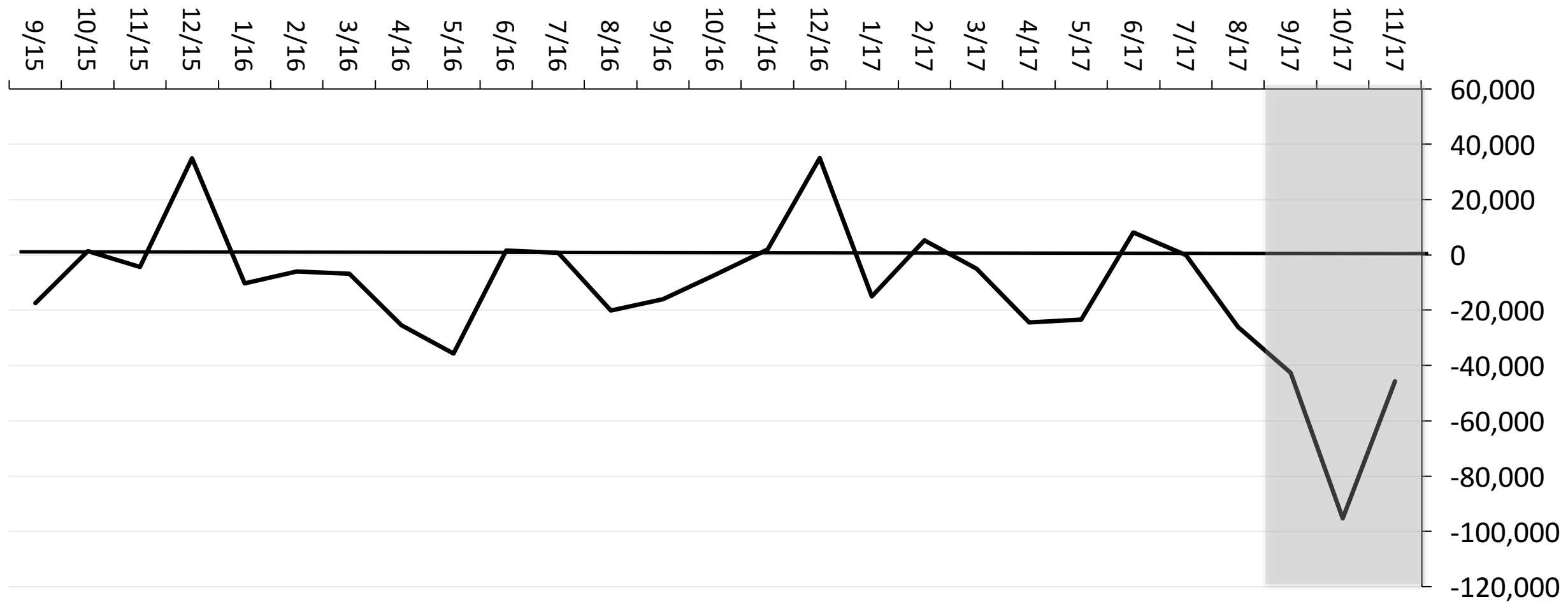
**Comparación con costo de vida  
en San Juan-Carolina-Caguas, PR-MSA**

-  Por lo menos 25% más alto
-  Entre 0% y 25% más alto
-  Entre 0% y 25% más bajo
-  Por lo menos 25% más bajo



## Net Air Passenger Movement into Puerto Rico

(Domestic flights only)



Source: U.S. Bureau of Transportation Statistics, Air Carrier Statistics.

## Net Air Passenger Movement on domestic flights into Puerto Rico

Sept-2017	-43k
Oct-2017	-95k
<u>Nov-2017</u>	<u>-46k</u>
<b>Total</b>	<b>-184k</b>

⇒ On net, almost 6% of Puerto Rico's population left Puerto Rico on a domestic flight, during the 3 months following the Hurricanes.

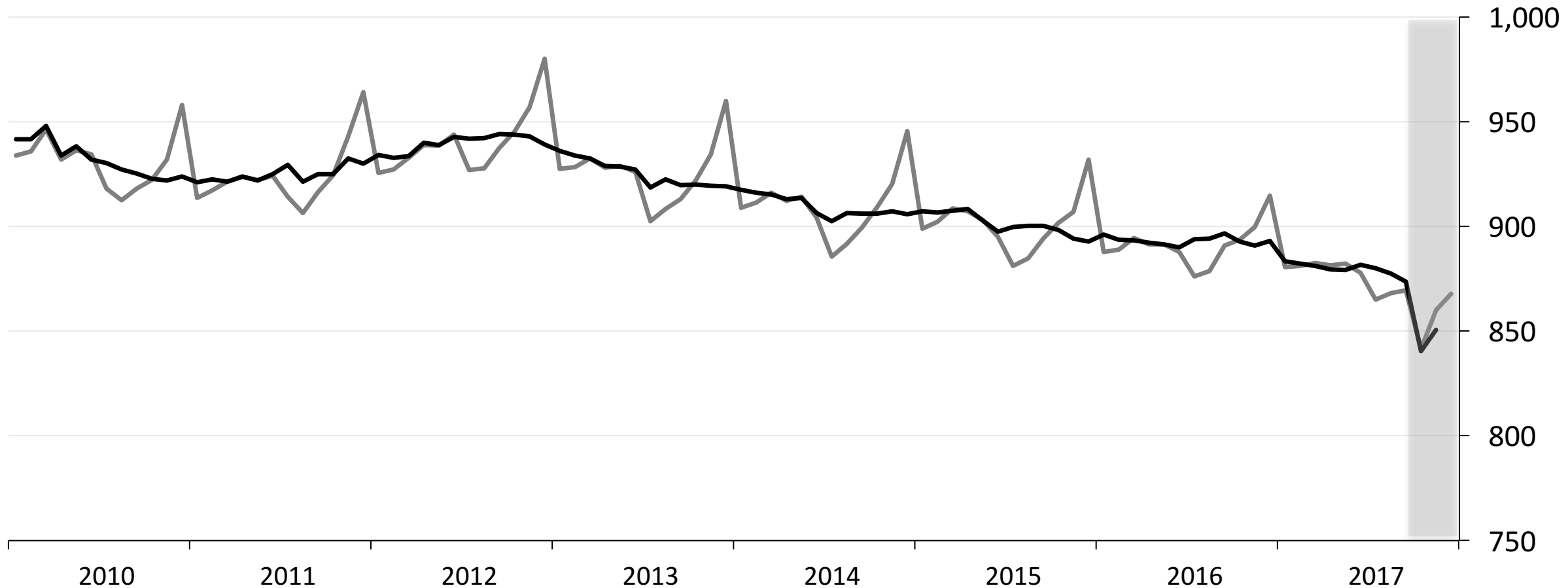
- The New Fiscal Plan projects that the population will decline by 7.7% during Fiscal Year 2018, that is between July 1st, 2017 and July 1st, 2018.
- Assuming no natural change in the population (births = deaths), how many people would have to migrate on net during Fiscal Year 2018 to meet this projection?  
⇒ **Answer: -250k**



- Between July and November 2017, there was an estimated -210k net air passenger movement on domestic flights.
- Will we see some net returns over the next few months?
- If so, how many?

## Non-Farm Payrolls in Puerto Rico

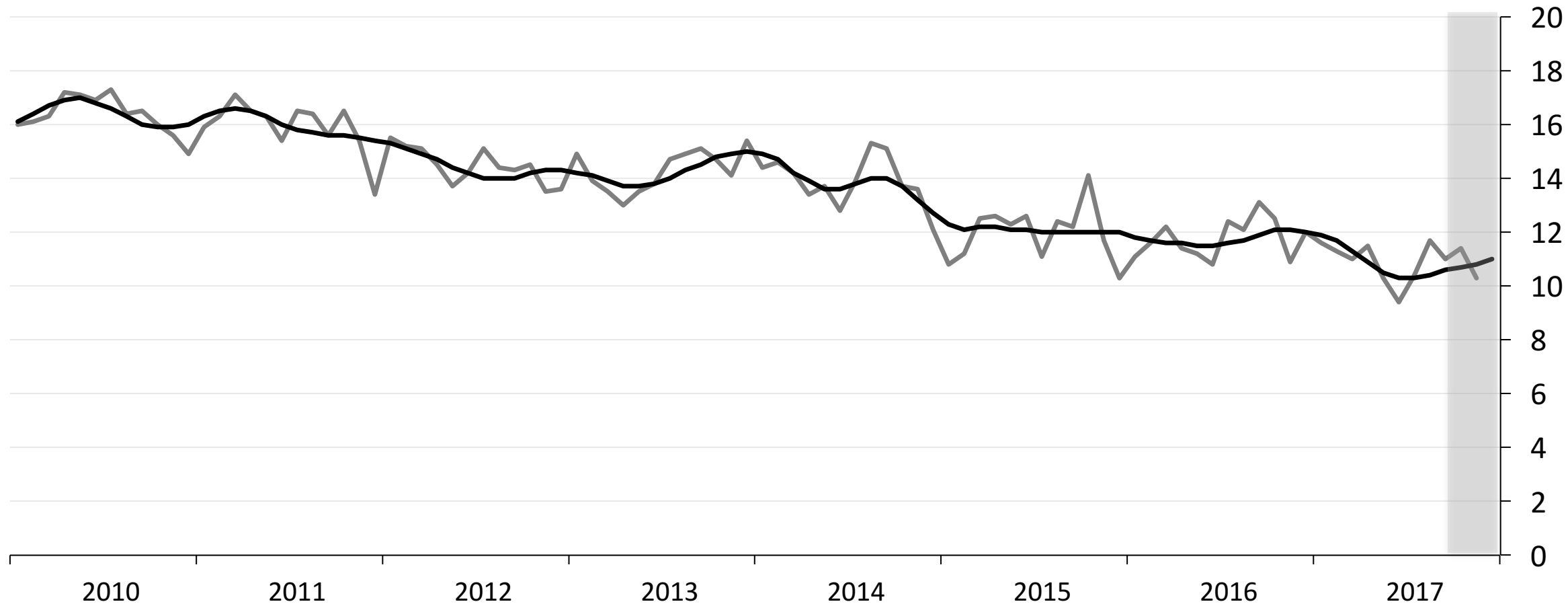
(Thousands of jobs)



Source: U.S. Bureau of Labor Statistics, Current Employment Statistics.

## Unemployment Rate in Puerto Rico

(Percent of the Labor Force)



Source: Departamento del Trabajo y Recursos Humanos, Encuesta de Grupo Trabajador.



# Thank You

Follow us:



---

[www.camarapr.org](http://www.camarapr.org)